



SPEEDMASTER®

When your applications demand high speed, high reliability, and high performance, the name to trust is the NEW SpeedMaster® chain from Tsubaki. SpeedMaster offers consistent performance in countless high speed applications. Applications that demand the rigid specifications engineered into every SpeedMaster chain. Because here at Tsubaki, we don't just bring you close to a century of experience, we bring you the Tsubaki Advantage: reliable premium products that don't just perform, they outperform the competition. All the while saving you money. For more information on how you can lower your costs and increase productivity,

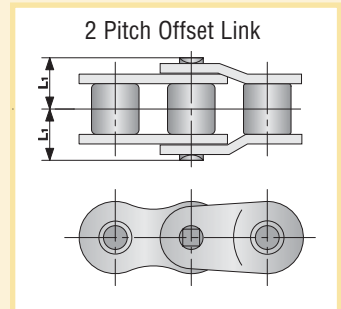
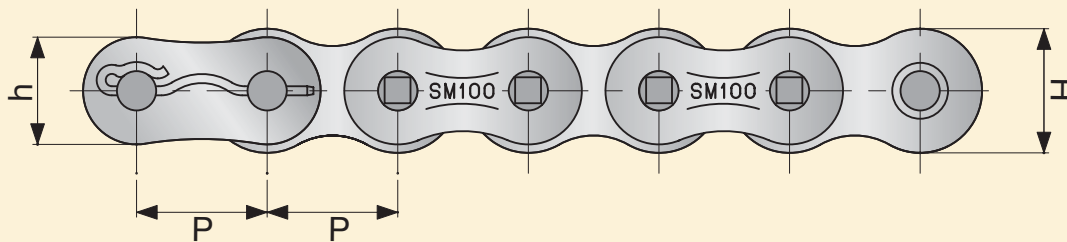
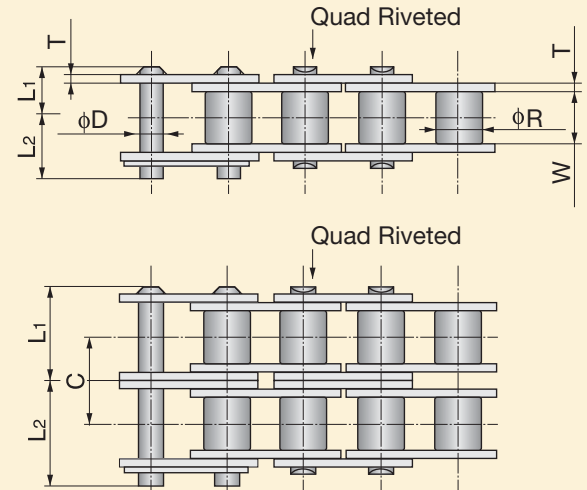
call us at 800-263-7088.



If high speed chain is a high priority for your applications, turn to Tsubaki.



SpeedMaster® Chain from Tsubaki is the answer for high speed applications. SpeedMaster features carbon through-hardened plates. The pins are made of a specially treated alloy material. The surface of the pin is extra hard – improving wear resistance. The pins are quad riveted to better resist side force impact. The chain features a greater contact area between pin and bushing which results in less contact wear pressure and longer wear life. Shepherd's crook style cotter pins make for easy assembly of connecting links. Tsubaki's patented ring coining process generates unsurpassed connecting link strength. Depending on speed of the application and operating conditions (e.g. lubrication), users can expect between 2 and 6 times greater wear life compared to ANSI Standard RS Roller Chain.



All dimensions in inches unless otherwise stated.

Chain Number	Pitch P	Roller Dia. R	Width Between Inner Link Plates W	Link Plate			Pin			Transverse Pitch C	Tsubaki Average Tensile Strength (lbs.)	Maximum Allowable Load (lbs.)	Approx. Weight (lbs./ft.)	Number of links per 10 feet	
				Thickness T	Height H	Height h	Dia. D	Length L ₁ + L ₂	Length L ₁						Length L ₂
Single Strand															
RS60SM	0.750	0.469	0.500	0.094	0.713	0.614	0.235	1.087	0.506	0.581	-	9,900	1,980	1.03	160
RS80SM	1.000	0.625	0.625	0.126	0.949	0.819	0.313	1.398	0.640	0.758	-	17,600	3,300	1.78	120
RS100SM	1.250	0.750	0.750	0.157	1.185	1.024	0.376	1.677	0.778	0.900	-	27,200	5,060	2.67	96
RS120SM	1.500	0.875	1.000	0.189	1.425	1.228	0.437	2.118	0.980	1.138	-	39,600	6,820	3.97	80
RS140SM	1.750	1.000	1.000	0.220	1.661	1.433	0.500	2.307	1.059	1.248	-	52,800	9,020	5.02	68
Double Strand															
RS60SM-2	0.750	0.469	0.500	0.094	0.713	0.614	0.235	1.988	0.955	1.033	0.898	19,800	3,360	2.04	160
RS80SM-2	1.000	0.625	0.625	0.126	0.949	0.819	0.313	2.551	1.217	1.335	1.154	35,200	5,610	3.53	120
RS100SM-2	1.250	0.750	0.750	0.157	1.185	1.024	0.376	3.091	1.484	1.606	1.409	47,400	8,602	5.26	96
RS120SM-2	1.500	0.875	1.000	0.189	1.425	1.228	0.437	3.906	1.874	2.031	1.787	79,200	11,590	7.84	80
RS140SM-2	1.750	1.000	1.000	0.220	1.661	1.433	0.500	4.232	2.022	2.211	1.925	105,600	15,334	9.94	68

Note: Horsepower ratings for SpeedMaster chain are same as for identical size of Tsubaki RS Standard ANSI roller chain.