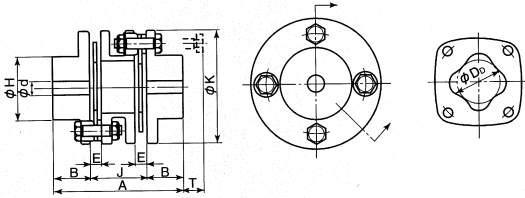


FLEXIBLE COUPLINGS

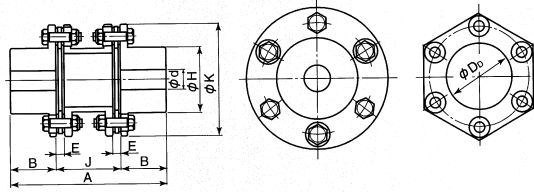
- Series : 3 series
- Sizes : 64 sizes

EMER-FLEX COUPLING (Disc Coupling)

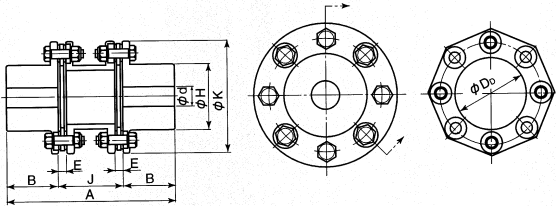
Type A



Type B



Type C



Dimensions and Capacities

(mm)

Model	Type	Torque N-m	Max. r.p.m.	P.B.d	Max. bore		Torsional rigidity N-m/rod	Axial spring constant N/mm	A	B	D ₀	E
					Key-way	Power lock						
NEF 04W	A	39.2	20,000	8	23	12	1.18×10 ⁴	20.6	86.8	25.4	29	6.1
NEF 10W	A	98	20,000	10	32	35	3.92×10 ⁴	29.4	89.8	25.4	37	6.6
NEF 18W	A	176	18,000	12	35	35	7.84×10 ⁴	63.7	104.4	28.7	39	8.3
NEF 25W	A	245	15,000	15	42	42	12.7×10 ⁴	78.4	120	33.5	45	11.2
NEF 45W	A	441	13,000	15	50	35	21.6×10 ⁴	109	144.2	41.1	51	11.7
NEF 80W	A	784	12,000	15	60	45	39.2×10 ⁴	153	164.6	47.8	61	11.7
NEF130W	A	1,270	10,000	25	74	65	73.5×10 ⁴	177	192.4	57.2	73	16.8
NEF210W	A	2,060	8,000	25	83	71	11.3×10 ⁵	225	216	63.5	84	17.0
NEF340W	A	3,330	7,500	45	95	85	16.2×10 ⁵	235	249.4	76.2	97	21.6
NEF540W	A	5,290	3,400	50	109	—	21.4×10 ⁵	274	286.8	88.9	110	23.9
NEF700W	A	6,860	3,100	70	118	—	29.1×10 ⁵	294	337.2	101.6	120	27.2
HEF 09W	B	8,820	5,000	70	111	—	51.9×10 ⁵	627	375	110	144	19
HEF 14W	C	13,720	4,700	70	111	—	84.3×10 ⁵	1,380	409	127	155	19
HEF 20W	C	19,600	4,300	75	133	—	12.7×10 ⁶	1,370	463	146	178	19
HEF 30W	C	29,400	3,900	75	152	—	20.6×10 ⁶	1,700	517	165	201	21.5
HEF 41W	C	40,180	3,700	120	165	—	25.5×10 ⁶	1,880	566	171	218	24

Model	H	J	K	Misalignment			Weight (kgf)	GD ² (kgf-cm ²)	Bolt Q'ty
				Angular (deg)	Parallel	Axial			
NEF 04W	34	36	67.5	1	0.5	±1.6	1.1	17.8	4
NEF 10W	46	39	81	1	0.55	±2.0	1.7	47	4
NEF 18W	51	47	93	1	0.6	±2.4	2.6	97	4
NEF 25W	61	53	104	1	0.7	±2.8	3.7	165	4
NEF 45W	71	62	126	1	0.8	±3.2	6.6	377	4
NEF 80W	84	69	143	1	0.9	±3.6	10.3	775	4
NEF130W	106	78	168	1	1.0	±5.0	16.1	1,628	4
NEF210W	118	89	194	1	1.2	±5.4	23.2	3,317	4
NEF340W	137	97	214	1	1.3	±6.6	40.2	5,428	4
NEF540W	156	109	246	1	1.4	±7.6	55	12,000	4
NEF700W	169	134	276	1	1.8	±8.0	60	23,000	4
HEF 09W	161	155	276	0.7	1.1	±3.2	55	20,000	6
HEF 14W	161	155	276	0.5	1.1	±2.1	61	22,000	8
HEF 20W	193	171	308	0.5	1.3	±2.4	85	41,000	8
HEF 30W	218	187	346	0.5	1.4	±2.8	125	74,000	8
HEF 41W	240	224	375	0.5	1.7	±2.8	172	117,000	8

FEATURES

- Zero backlash
- High torsional stiffness
- Long life
- Weather proof

APPLICATIONS

- NC machine tools
- Servo motor drives
- Printing presses
- Steel mills
- Paper mills
- Textile machines

